



Report For: Scepter Corporation
170 Midwest Road,
SCARBOROUGH, Ontario
M1P 3A9

Phone: 416-751-9445
Fax: 416-751-4451
Email: GSirbu@scepter.ca

Laboratory #: 543075C-10

Report Date: June 16, 2010
Received Date: April 7, 2010

Attention: Grigore Sirbu
Specimen: Portable, Fuel Container, "Super Flo" Pump

TEST REPORT

RE: DETERMINATION OF CHILD RESISTANCE OF THE PUMP ON A PORTABLE, FUEL CONTAINER FOR CONSUMER USE IN ACCORDANCE WITH ASTM F2517-09

1.0 INTRODUCTION

On April 7, 2010 CMTL received one (1) style of a portable, fuel container pump for evaluation of its child-resistance. The testing was performed in accordance with ASTM F2517-09, "Standard Specification for Determination of Child Resistance of Portable Fuel Containers for Consumer Use".

The testing program involved the Sequential Protocol evaluation of fifty (50) children.

The testing of the children took place at various locations between May 10, 2010 and May 18, 2010.

Observations and times were recorded for every participant that took part in the testing.


CMTL is an independent testing laboratory accredited to ISO 17025 requirements audited by the Standard Council of Canada. CMTL is not affiliated in any way to nor has any commercial interests in the manufacturer or supplier conducting the protocol test of the child resistant packages.

This report is subject to the following terms and conditions: 1. This report relates only to the specimen provided and there is no representation or warranty that it applies to similar substances or materials or the bulk of which the specimen is a part. 2. The content of this report is for the information of the customer identified above only and it shall not be reprinted, published or disclosed to any other party except in full. Prior written consent from Cambridge Materials Testing Limited is required. 3. The name Cambridge Materials Testing Limited shall not be used in connection with the specimen reported on or any substance or materials similar to that specimen without the prior written consent of Cambridge Materials Testing Limited. 4. Neither Cambridge Materials Testing Limited nor any of its employees shall be responsible or held liable for any claims, loss or damages arising in consequence of reliance on this report or any default, error or omission in its preparation or the tests conducted. 5. Specimens are retained 6 months, test reports and test data are retained 7 years from date of final test report and then disposed of, unless instructed otherwise in writing.

Cambridge Materials Testing Limited

Per Stuart Brown
QUALITY ASSURANCE


Per Janet Glover
TECHNICIAN



2.0 IDENTIFICATION OF SCEPTER, PORTABLE, FUEL CONTAINER "SUPER FLO" PUMP




Photograph #1: Portable, Fuel Container "Super Flo" Pump showing the trigger release lock in the locked position



2.0 IDENTIFICATION OF SCEPTER PORTABLE FUEL CONTAINER &
“SUPER FLO” PUMP ATTACHMENT



Photograph #2: Full assembly of portable, fuel container with “Super Flo”, pump attachment



2.0 IDENTIFICATION OF "SUPER FLO" PUMP ATTACHMENT FOR PORTABLE FUEL CONTAINER

The product name was "Super Flo" Pump.

The product manufacturer was Scepter Corporation, 170 Midwest Road, Scarborough, Ontario.

The closure model was a "Flo n' Go".

The closure manufacturer was Scepter Corporation, 170 Midwest Road, Scarborough, Ontario.

There were two child-resistant closure mechanisms present on the container. Only the "Flo n' Go" pump was tested at this time.

The "Flo n' Go" pump consisted of five parts, namely a black nozzle, a black trigger, a yellow locking mechanism, a black, trigger release lever and the grey pump housing.

The trigger and trigger release lever and the yellow locking mechanism were made of polyoxymethylene (polyacetal). The nozzle and grey housing were made of polyethylene.

There was a diagram of an unlocked lock and a locked lock on the grey pump housing, indicating the position the lever should be set at in order to release the child lock.

The other symbols, numbers, or letters found on the side of the grey pump housing said, "flo n' go, US. PAT NO. D516673, OTHER PATENTS PENDING".


The container, to which the pump was connected to by means of a rubber hose, was referred to as a portable, fuel container.

The container material was composed of red, blow-molded high density polyethylene.

The container had a net contents of 2.5 Gal./10L

The symbols, numbers, and letters found on the bottom of the container were as follows:

- Scepter
- HDPE, 2
- Made in Canada, November 19, 2008
- Non-metallic flammable liquid container classified in accordance with the standard specification for portable gasoline containers for consumer use.



3.0 CHILD PROTOCOL TESTING

Scepter Corporation performed the following preparation of the test containers by subjecting them to:

- Low-temperature exposure at 0°F (-17.8°C) for 8 hours
- Elevated temperature exposure at 140°F (60.8°C) for 8 hours
- Opening and closing of each closure for 250 cycles

CMTL prepared the test containers 72 hours prior to testing by half-filling them with water, attaching the pump and testing them to make sure they worked.

The evaluation of the children's ability in opening the child-resistant closure (trigger release lever on pump) was conducted using the following, three age groups.

- Group #1 - Children Between 51 and 49 Months (Total # of children: 15; Male: 7; Female: 8)
- Group #2 - Children Between 48 and 45 Months (Total # of children: 20; Male: 10; Female: 10)
- Group #3 - Children Between 44 and 42 Months (Total # of children: 15; Male: 8; Female: 7)

The children required documented parental consent prior to participation in the evaluation of the child-resistant closures and were selected from five (5) test sites with no more than 20% of the children being obtained from any given site.

The children were tested in pairs, in the presence of one of their teachers, in a well-lit, unused classroom.

The children received one 10L portable, fuel container, with a pump attached, for evaluation in order to determine the effectiveness of the child-resistant trigger release. The children were instructed to try and get the water to flow out of the pump nozzle using whatever method they liked and they were told that their attempts would be observed during a timed, maximum 5 minute period.

The children were not given the impression that they were taking part in a game or test and no rewards were offered. The tester only encouraged the children to continue trying if they lost interest or gave up trying.

If the children were unable to get the water to flow out of the pump nozzle after the maximum 5 minute period, the tester demonstrated, without verbal instruction using their own, demonstration container/pump assembly. The children were then allowed another 5 minute period in which to attempt to gain access to the contents.

The children were allowed to talk to each other, watch each other, but not open/gain access to each other's container.

If the child was able to operate the pump during the 1st test period, the tester said, "Thank you" and took the container away from the child. The child was not permitted to take part in the 2nd test period, after the demonstration.



3.0 CHILD PROTOCOL TESTING CONT'D

The pump's child resistant feature (trigger release lever) was considered a failure if the child was able to get the water to flow out of the pump's nozzle end.

At the conclusion of testing, the tester thanked the children for helping and told them that they should never try to open containers like this in the absence of an adult and that this type of container might have something in it that could make them sick. The children's teacher then escorted the children back to their regular classroom.

4.0 RESULTS OF CHILD PROTOCOL TESTING

TABLE 1: First 5 min Test Period (Before Demonstration)


Age Groups	# Openings Males	# Openings Females	Total # Openings Males and Females	Mean Opening Time (seconds)	Standard Deviation (seconds)	Child Resistant Effectiveness
51 to 49 Months	0	0	0	NA	NA	100%
48 to 45 Months	0	0	0	NA	NA	
44 to 42 Months	0	0	0	NA	NA	

TABLE 2: Second 5 min Test Period (After Demonstration)

Age Groups	# Openings Males	# Openings Females	Total # Openings Males and Females	Mean Opening Time (seconds)	Standard Deviation (seconds)	Child Resistant Effectiveness
51 to 49 Months	1	1	2	12.5	3.5	96%
48 to 45 Months	0	0	0	NA	NA	
44 to 42 Months	0	0	0	NA	NA	

TABLE 3: Containers Tested

# of Sites	# of Testers	Total # Containers Tested	# Containers Tested / Site	# Containers Tested / Tester	% of Total Containers Tested / Tester	% of Total Containers Tested / Site
5	5	50	10	10	20%	20%



4.0 RESULTS OF CHILD PROTOCOL TESTING (CONT'D)

TABLE 4: OPENING METHODS

Opening Method	# Children who Used Method 1 st 5 Minute Test Period	# Children who Used Method 2 nd 5 Minute Test Period
Squeezing trigger	38	40
Pushing down on trigger	2	0
Twisting/pulling trigger release lever	21	38
Pushing yellow lock	5	0
Shaking	12	0
Pointing nozzle end in downward position & waiting for water to come out	2	0
Looking inside nozzle	0	1
Banging/hitting nozzle end	1	0
Consulting opening directions on diagram	2	0
Adjusting hose position	1	0

CONCLUSION:

The child-resistant feature (trigger release lever) on the “Super Flo” pump was 100% effective for the children tested between the ages of 42 to 51 months before the demonstration and 96% effective after the demonstration. Therefore, the trigger release lever on the “Super Flo” pump **passes** the acceptance criteria for the Children’s Protocol Testing as per ASTM F2517-09, Standard Specification for Determination of Child Resistance of Portable Fuel Containers for Consumer Use.